

# S3300-26-PWR-M

24-Port 10/100Mbps + 2 Gigabit Web Smart PoE Switch

# S3300-26-PWR-M


## 24-Port 10/100Mbps + 2 Gigabit Web Smart PoE Switch

---

### Products Description

S3300-26-PWR-M is a 24-Port 10/100Mbps +2-Port Gigabit TP/SFP Combo Web Smart PoE Switch developed by IP-COM. It provides 24 10/100Base-TX RJ45 ports, 2 10/100/1000Base-T RJ45 ports and 2 1000Base-X SFP combos.

Ports 1-24 support IEEE 802.3af PoE (15.4W) and IEEE 802.3at PoE+ (30W) powering. The whole PoE output is 370W. By using Cat 5 twisted pair, the device can provide data and power for APs, IP cameras, IP phones, and other PoE devices. Moreover, by using Cat 5e Ethernet and enabling extend mode, the transmission distance of data and power can be as long as 250 meters. In addition, it supports QVLAN, link aggregation, QoS, MAC binding, etc, which saves the cost, time and energy of network deployment to a great extent."



## Key Feature

- 24 10/100Base-TX RJ45 ports, 2 10/100/1000Base-T RJ45 ports and 2 100/1000Base-X SFP combos
- 24 10/100Base-TX RJ45 ports support PoE power supply. The total power output is up to 370W and the maximum output of a single port is 40W.
- Powerful port management functions, including port mirroring, speed limit, trunk, etc.
- Supports IEEE 802.3Q Tag VLAN
- Supports Web, SNMP management and network diagnostics maintenance methods"

## Product Features



### 250 Meters Transmission

With 8-pin and the professional network extension technology, the transmission distance of power and data can be up to 250 meters, which can work in place of network extender or some optical fiber to expand the network without additional cost.



### Outstanding PoE Power Supply

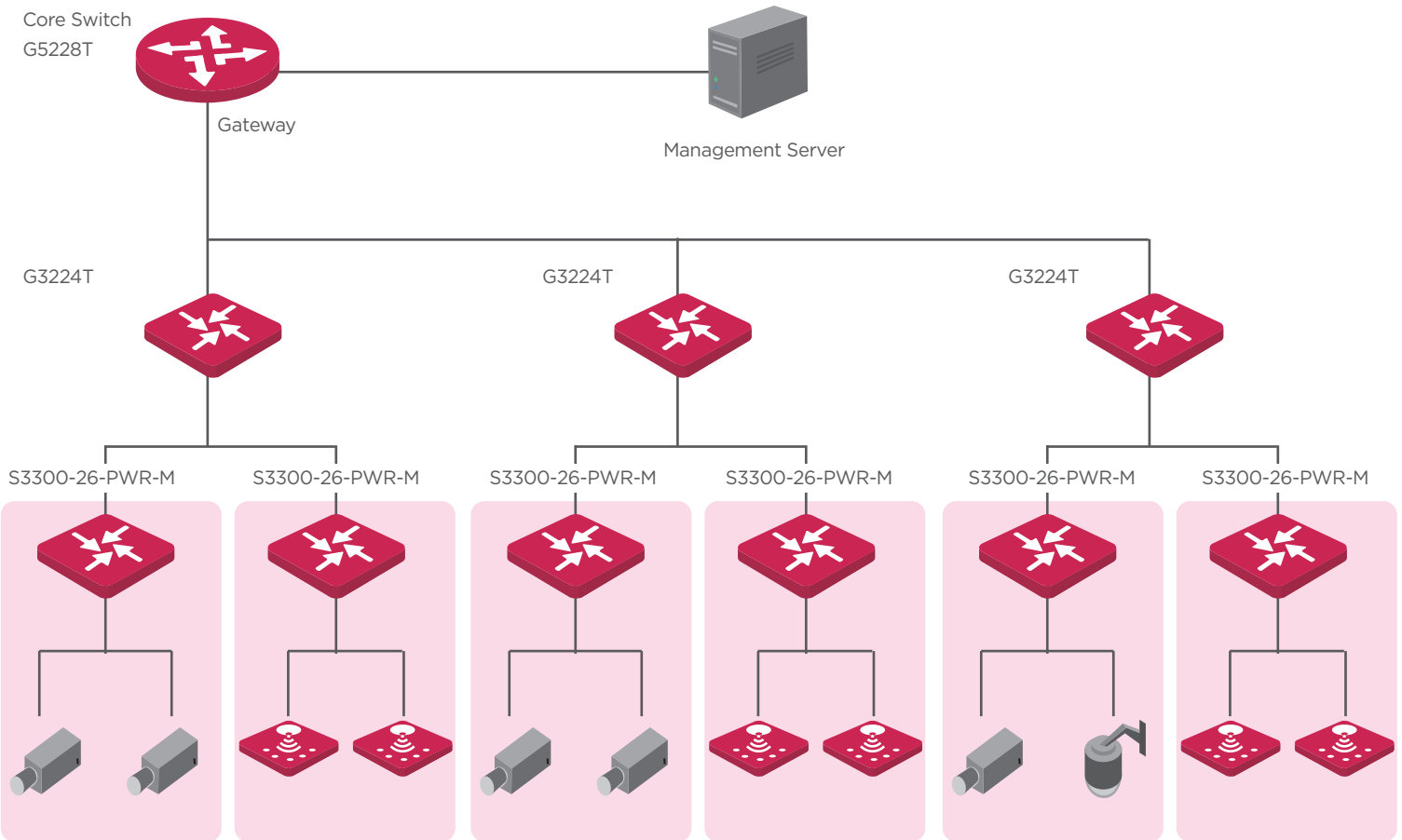
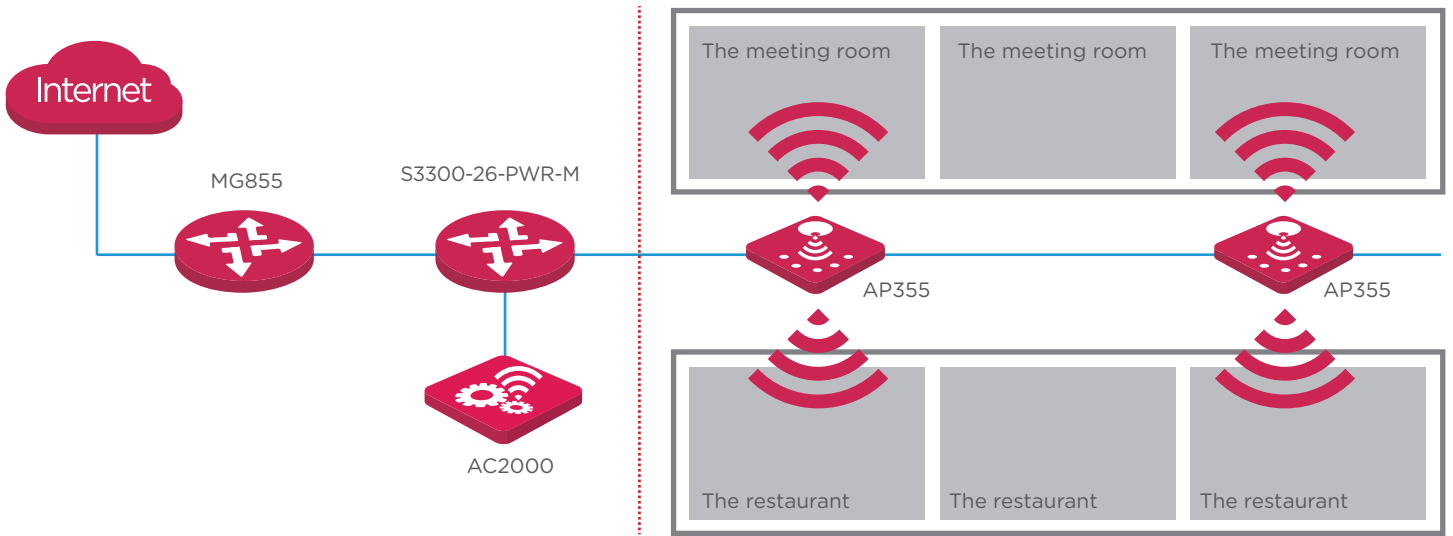
Ports 1-24 support IEEE 802.3at and IEEE 802.3af PoE standard. It provides 40W maximum PoE output a single port and 370W the whole device, which can power the high-power device. Various interface types (1000Mbps RJ45 ports, SFP uplink ports and 10/100Mbps PoE ports) meet the 100M and Gigabit Ethernet transition seamlessly.



### High Performance Exceptional Data Processing Ability

It provides PSE short-circuiting protection, PoE overloading, power over temperature, over voltage and surge current protection. And professional 6Kv lightning protection protects the device from thunder strike."

# Application



Product Model		S3300-26-PWR-M
Hardware Features		
Standards&Protocols	IEEE 802.3、 IEEE 802.3u、 IEEE 802.3z、 IEEE 802.3ab、 IEEE 802.3x、 IEEE 802.1D、 IEEE 802.1W、 IEEE 802.1Q、 IEEE 802.3af、 IEEE 802.3at	
Switching capacity	8.8 Gbps	
Throughput	6.5Mpps	
Dimensions (W × D × H)	440mm*284mm*44mm	
MTBF	≥100,000 hours(about 11 years)	
Interfaces	24 10/100Mbps RJ45 Ports(Data/PoE) 2 10/100/1000Mbps RJ45 Ports(Data) 2 100/1000Mbps SFP Slot(Data) (Auto Negotiation/Auto MDI/MDIX)	
Port lightning protection	≥6KV	
Capacity	Wire-speed forwarding	Support
	Forwarding mode	Store-forward and cut-through
	Mac Address Table	4K
PoE Supply	Port 1 to Port 16 support standard IEEE802.3at/af power( maximum power for each port is 38W), PoE power type is end-span(12+, 36- and 45+, 78- line pair)	
Input Voltage	AC: 100-240V~ 50/60Hz	
Power consumption	in full configuration: <440W Power Supply: 370W	
Environment	Operating Temperature: 0°C~40°C (32°F~104°F) Storage Temperature: -40°C~70°C (-40°F~158°F) Operating Humidity: 10%~90% non-condensing Storage Humidity: 5%~90% non-condensing	
Software Features		
PoE management	Support over temperature protection for PoE module Support graphical management, detection of PD equipment	
VLAN	Supports up to 18 VLAN IDs Port VLAN Supports up to 31 VLAN IDs 802.1Q VLAN	
Security	MAC-Port Binding	
Link aggregation	Static Trunk Supports 3 groups of 4-Port trunk support	
STP	STP/RSTP	
IGMP Snooping	IGMP (v1/v2) Snooping	
Port Mirroring	N: 1 port mirroring	
QoS	802.1p and DSCP priority re-marking Flow control Flexible queue scheduling algorithm can be set based on port and queue, support SP, WRR,	
Firmware upgrade	Upgrade via the Web	
Management and maintenance	Support SNMP v1/v2 and WEB-based management	
Certification	FCC、 CE、 RoHS	

**IP-COM**

**SHENZHEN IP-COM NETWORKS CO.,LTD.**

ADD;Room 101, Unit A, First Floor, Tower E3, No. 1001, Zhongshanyuan Road, Nanshan District, Shenzhen,China. 518052

E-mail:info@ ip-com.com.cn

Websit:www.ip-com.com.cn

Tel:+86-755-2765 3089

Fax:+86-755-2765 7178

Skype:IP-COM.Support

